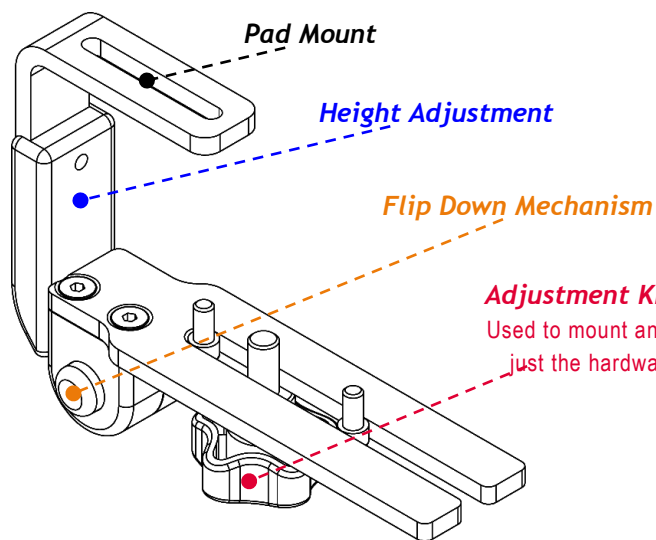


### TECHNICAL SPECIFICATIONS




### MTHW610

A hip abductor or pommel is used to maintain the legs in an abducted position. The MTHW610 removable flip down hardware includes an elongated bracket with knob style fastener for easy adjustment and removal and swing away for easy user transfers.

### The MTHW610 includes:

1. Pad Mount
2. Height Adjustment
3. Flip Down Mechanism
4. Adjustment Knob

### DIMENSIONS



Maximum Hardware Height—4 ¾"	Minimum Hardware Height—3 ¾"
Pad Mount Length—3"	Hardware Length—7 ½"

### MEDIAL THIGH MODIFICATION



### Adjustable Pad

Stealth's MTMD-42 allows adjustment in multiple angles/planes. Comes standard with dual 3x5" pads and slip cover.

### TECHNICAL DATA

1. 5/32 tool for 1/4-20 button head screws (Height adjustment and pad mount screws).
2. 3/16 tool for 1/4-20 button head screws (Mounting screws).

### SELLING POINTS

1. Flip down technology that makes user transfers simple and easy.
2. Removable knob hardware makes it easy and quick to remove and adjust.
3. Height adjustable to better fit the seat and need of the user.

### MEDIAL PADS



### Wedge Style Pads

MTMD-12—Small Pad  
MTMD-13—Medium Pad  
MTMD-14—Large Pad  
MTMD-19—Custom Pad



### Oval Style Pads

MTMD-21—Extra Small Pad  
MTMD-22—Small Pad  
MTMD-23—Medium Pad  
MTMD-24—Large Pad  
MTMD-29—Custom Pad



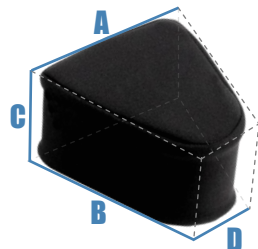
### Knee Cut Out Style Pads

MTMD-32—Small Pad  
MTMD-33—Medium Pad  
MTMD-34—Large Pad  
MTMD-39—Custom Pad

Size	Length	Width	Height
Extra Small*	3 ½"	2 ½"	3"
Small	4"	3"	3"
Medium	5"	4 ½"	3"
Large	5"	5"	4"

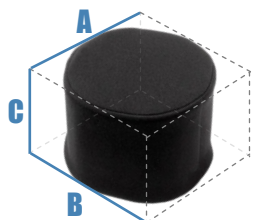
\*Only oval style pads come in the extra small size.

### WEDGE STYLE PAD DIMENSIONS



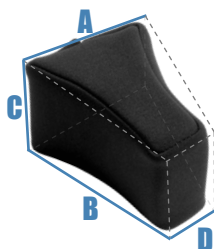
	Size	A	B	C	D
MTMD-12	Small	3"	4"	3"	2"
MTMD-13	Medium	4.5"	5"	3"	2"
MTMD-14	Large	5"	5"	4"	3"
MTMD-19	Custom	Custom Defined Dimensions			

### OVAL STYLE PAD DIMENSIONS



	Size	A	B	C
MTMD-21	Extra Small	2.5"	3.5"	3"
MTMD-22	Small	3"	4"	3"
MTMD-23	Medium	4.5"	5"	3"
MTMD-24	Large	5"	5"	4"
MTMD-29	Custom	Custom Defined Dimensions		

### KNEE CUT-OUT PAD DIMENSIONS



	Size	A	B	C	D
MTMD-32	Small	3"	4"	3"	2"
MTMD-33	Medium	4.5"	5"	3"	2"
MTMD-34	Large	5"	5"	4"	3"
MTMD-39	Custom	Custom Defined Dimensions			

### ADJUSTABLE POMMEL MODIFICATION SPECIFICATIONS

This adjustment screw allows you to change the angle of the pads.

The pad connects to the planar mount with a track and track nut. This allows the pad to be positioned fore and back on the planar mount.

These screws allow the hardware's depth position to be adjusted.

The MTMD-42 mounts onto a medial thigh support hardware with this bracket.



### MTMD-42

Stealth's adjustable medial pad allows adjustment in multiple angles/planes. The Purpose of this adjustment is to allow for a more natural fit and comfort for the client. This modification is compatible with the MTHW-600, MTHW-610, MTHW-620, MTHW-630, and MTHW-640; and comes standard with dual 3x5" pads and slip cover.

### ADJUSTABILITY



### SLIP COVER

