

# Standard Specifications

Refer to Niño Section for Pediatric Sizes.

## Combo

High-Tech head positioning with lateral support.

The COMBO consists of a posterior pad and two lateral pads. The lateral pads are designed with a high degree of pivoting movement to accommodate a wide variety of head positioning while offering secure lateral support.

Cover is removable and washable

**CB300** Shown Includes:

- Large Combo Headrest (**CB305**)
- Multi Axis Hardware (**HMO475**).

Durable Pads are constructed of closed-cell foam on a coated metal shell and covered with a soft, durable stretch material

**All materials meet Cal.117 Flammability Standards**



An **adjustable-curve** headrest system that enables you to set the shape, then reliably holds your settings.

## QUICK REFERENCE • HARDWARE

Combination part numbers for the Combo with Hardware

(Headrest mounts to hardware with a 17mm Ball)



Headrest	SIZE	PAD ONLY	HMO475	TWB480	TWB485
	Pediatric	<a href="#"><u>CB315</u></a>	<a href="#"><u>CB310</u></a>	<a href="#"><u>CB318</u></a>	<a href="#"><u>CB319</u></a>
	Adult	<a href="#"><u>CB305</u></a>	<a href="#"><u>CB300</u></a>	<a href="#"><u>CB308</u></a>	<a href="#"><u>CB309</u></a>
	XLarge	<a href="#"><u>CB325</u></a>	<a href="#"><u>CB320</u></a>	<a href="#"><u>CB328</u></a>	<a href="#"><u>CB329</u></a>

# How to Build?

Refer to Niño Section for Pediatric Sizes.

## What to consider when building a COMBO: Three Easy Steps!



### Step 1

**CB300** Shown Includes:  
 • Small Combo Headrest (**CB315**)  
 • Multi Axis Hardware (**HMO475**)

### Step 1: Pad Size

The Combo comes in three sizes with several types of foam and covers. According to the individual's needs, determine the necessary pad size, whether foam or gel would be beneficial, and cover material.

#### PAD SIZES:

- **CB300**
- **CB310**
- **CB320**

#### TYPE OF FOAM/GEL:

- Open Cell Foam
- Closed Cell Foam
- Action Gel

#### TYPE OF COVERS:

- Dartex
- Reverse Dartex
- Vinyl
- Sheep Skin
- Neoprene

(Zippers available upon request)

### Step 2



**SUS9-B** Both sides  
**SUS9-R** Right side only  
**SUS9-L** Left side only

See Swing-Away  
 page for additional  
 ideas

### Step 2: Swing-Aways (SUS9 Series)

Facial lateral Swing-Aways for pads, switches, speaker sites and chin control devices can be added to the Combo.

#### PAD SIZES:

- **900**
- **910**
- **920**
- **930**

#### TYPE OF FOAM/GEL:

- Open Cell Foam
- Closed Cell Foam
- Action Gel

#### TYPE OF COVERS:

- Dartex
- Reverse Dartex
- Vinyl
- Sheep Skin
- Neoprene

(Zippers available upon request)

### Step 3: Hardware

The final step is deciding what type of hardware to use for mounting the Combo to your chair. The part number with standard configurations will include the following hardware. Combo headrest with hardware part numbers can be located in the table on the previous page.

(For additional technical information see hardware section)

**HMO-OB:** Horizontal Track Offset Bracket (Works with any hardware)

### Step 3

#### MULTI-AXIS

#### TWO LINKS SERIES



**HMO475**  
 Adult • **CB300**  
 Pediatric • **CB310**  
 X-Large • **CB320**



**TWB480**  
 Adult • **CB308**  
 Pediatric • **CB318**  
 X-Large • **CB328**



**TWB485**  
 Adult • **CB309**  
 Pediatric • **CB319**  
 X-Large • **CB329**



Level of Adjustment

# SUS9 Swing-Away

Refer to Niño Section for Pediatric Sizes.



## As Shown:

Swing-Away (SUS9-B Right & Left) with a Long Lateral Pad (930) on the right and a Green Egg Switch (ESGRN) on the left.

**Swing-Away arms** offer a sleek, unobtrusive design while featuring an easy, one-hand release mechanism for swinging pads and switches back a full 100 degrees. This ensures convenience and is important for transfers, therapy and fatigue issues. Swing-Away pads or switches can be quickly and easily locked back into their original setting.

## F8675

(Figure 8)



Includes a standard 9" rod and egg switch mount.

**Figure 8** mounts are uniquely designed to provide 240 degree rotation capability for a second pad, switch or embedded speaker on a traditional Swing-Away.



## SUS9-B

Includes Standard 9" rods and choice of pads or Egg Switch Mounts

## Facial Lateral Rod


## SU Rods

Model	Size
<b>SU260</b>	<b>Standard 9"</b>
<b>SU262</b>	<b>Short 6"</b>
<b>SU264</b>	<b>13"</b>
<b>SU265</b>	<b>18"</b>

To Order Call:  
**1-800-965-9229**  
and for more info log on to:  
[www.stealthproducts.com](http://www.stealthproducts.com)

## Facial Lateral Options

### 910 Pad



3" L x 2" H

### 900 Pad




4.5" L x 2" H

### 920 Pad (Bendable)



6.375" L x 2.25" H

### 930 Pad (Bendable)



6.375" L x 1.5" H

### ESM

Egg Switch Mount



1.75" L x 1.25" H

## Swing-Away Options

### SM600

Mini proportional joystick mount



### SM630

ASL MEC joystick mount



### FO660

20" Flex fiber optic mount - Cable Included -



### MC210

Tash min-cup switch



### ML210

Micro Lite switch

### FO650

Lateral rod fiber optic mount - Cable Included -



### CN600

12" Flex micro-lite switch mount



does not include ML210

### SP625

Sip & Puff mount



## EGG SWITCHES

### ESYEL

### ESRED

### ESBLK



Also available:  
**ES-EXT** (Egg switch extension cable)



# Unique Configurations

Refer to Niño Section for Pediatric Sizes.

For pricing, refer to underlined reference numbers in the COMBO Section of the Pricelist.

## Creative Configurations For Simple Solutions

CB308 Includes: Large Combo Headrest (CB305) and Link Hardware (TWB480-17MM)

**CB01**

Fiber Optic Mount



Includes: CB308 with Flip Down Mount (FDM380), Swing-Away ([SUS9-L] Left) with a Spot Facial Lateral Pad (910) and a Fiber Optic Mount (FO650).

**CB02**

Figure 8 Bracket



Includes: CB308 with Flip Down Mount (FDM380), Swing-Away ([SUS9-L] Left) and a Figure 8 Bracket (F8675), Facial Lateral Pad (900) and a Yellow Egg Switch (ESYEL).

**CB03**


Sip & Puff Mount



Includes: CB308 with Flip Down Mount (FDM380), Swing-Away ([SUS9-L] Left) with a Sip & Puff Mount (SP625).

**CB04**

Mini Proportional Joystick Mount



Includes: CB308 with Flip Down Mount (FDM380), Swing-Away ([SUS9-L] Left) and a Mini-Proportional Joystick Mount (SM600).

(Joystick not included)

**CB05**

Micro-Life Switch and Mount with Flexible Tubing



Includes: CB308 with Flip Down Mount (FDM380), Swing-Away ([SUS9-L] Left) with a Flex Micro-Life Switch Mount (CN600) and a Micro-Life Switch (ML210).

**CB06**

Ultra Combo



Includes: SU308 (Ultra Channel SU950), Large Combo Headrest (CB305), Sub-Occipital Pad (600), Link Hardware (TWB480-QCR).