

PAD SIZES & PART NUMBERS

INDPART2676



3x5 Pads (pair)
with allure covers

INDPART2675



4x6 Pads (pair)
with allure covers

INDPART2663



3x5 Curved Pads (pair)
with neoprene covers

INDPART2664



4x6 Curved Pads (pair)
with neoprene covers

HARDWARE MOUNTING

To mount the Synergy Cane Clamp:

Place the track nut into the channel in the rear of the back cane. Place the cane clamp around the rear of the cane. Insert the socket head screws into the track nuts and tighten with a 3/16 T-Handle.

Track Nut screws—1/4-20x5/8"
Cane Clamp mounting screws—1/4-20x1/2"



TECHNICAL DATA

1. 5/32 tool for 1/4—20 flat head screw adjustment.
2. 3/16 tool for 1/4—20 socket head screw. (track nut adjustment, cane clamp mounting)
3. Set screw adjustment in swing away arm.
4. Set screw adjustment in links.


SELLING POINTS

1. Locks at 90° and 180° from the closed/locked position.
2. Push button quick release mechanism.
3. Smooth finished edging on every piece.
4. Add links for extra reach or offset.
5. Easy Swing-Away for transferring patient from the chair.

HARDWARE

The TWBL-PSS:

1. Swing Away Lateral Hardware
2. Pride Synergy Cane Clamp



Hardware Swings-Away a full 180 degrees.

FSC Pad Mount



Full Surface Contact pad mount can be added for rotational adjustability of the pad.

9.5"



Swing Away Lateral Hardware



Pad Mount



Lateral Link




Swing Away Assembly

Mounting Hardware



Synergy Cane Clamp



Adjustment Screws

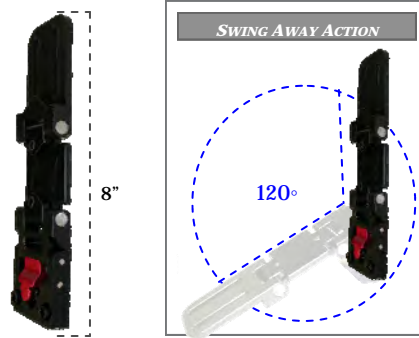
Quick Release Button



Lateral Hardware

125° L-Bracket


Track Mount



SWING AWAY ACTION

8"

120°



ADJUSTABILITY

Lightly loosen socket head screws (A), set desired position, and retighten screws.

TECHNICAL DATA

1. 5/32 tool for the 10–24 socket head screws. (angle adjustment)
2. 3/16 tool for adjustment of the 1/4–20 socket head screws. (track nut adjustment)
3. No height adaptors or offsets can be added. Maximum reach of 7" from mounting bracket.
4. Mounts to the Tru Comfort & Tru Comfort Recline backs.

SELLING POINTS

1. Smooth finished edging on every piece.
2. Easy to use swing away feature for easily transferring a patient from the chair.
3. Thin profile for limited spaces.
4. 120° of swing away action.


MOUNTING HARDWARE



9.5" Tracks



8.5" Tracks



8" Tapered Tracks

PAD SIZES & PART NUMBERS

INDPART2676



3x5 Pads (pair)
with allure covers

INDPART2675



4x6 Pads (pair)
with allure covers

INDPART2663



3x5 Curved Pads (pair)
with neoprene covers

INDPART2664



4x6 Curved Pads (pair)
with neoprene covers

TWBTL-PCF Includes:

1. Thin Swing Away Lateral Support
2. 125° mounting L-Bracket



125° L-Bracket



Swing-Away Lateral Support