

Clinical Guidelines

Refer to Niño Section for Pediatric Sizes.



This clinical guideline should be used as a general reference for product applications. Final decisions regarding size, material, foam and gel placement should be left to qualified individuals who are familiar with a client's specific needs through evaluation and/or trial and observation.

The Ultra comes with an occipital pad, sub-occipital pad, and optional facial lateral pads and switches - see below.



The occipital pad cradles the head and is primarily a resting spot with nominal lateral support, although it also acts as a posterior boundary minimizing hyper-extension from abnormal reflexes or tone. The occipital pad is necessary for transportation as well as tilt and recline features. **A**

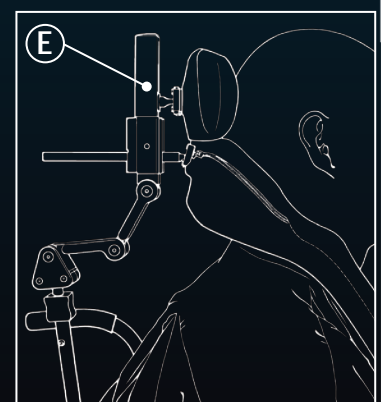
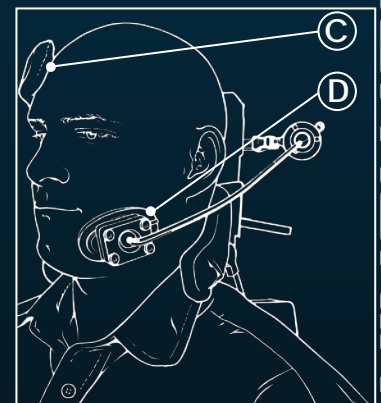
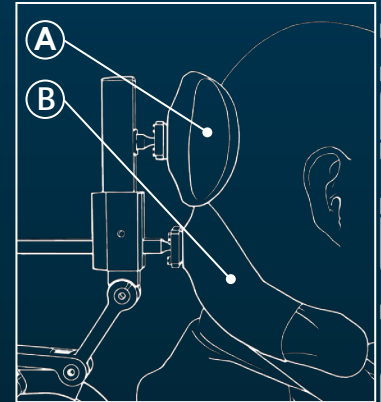
Positioned at the base of the skull, and used in conjunction with an occipital pad, the sub-occipital pad provides additional lateral and posterior support for individuals that require mild to moderate assistance in maintaining midline positioning. The sub-occipital is bendable, so it can be contoured specifically for each individual, which alleviates the tendency to suspend the head or create excessive pressure on the neck. **B**

Facial lateral pads are preferable for individuals with considerable uncontrolled movement such as seizures, reflexes, or individuals with low tone or cognition. Facial pads can be used to facilitate proper head alignment and deter further deformity or shortening of muscles. **C**

Facial switches are both practical and easily accessible. When embedded in a facial pad they become a discreet and supportive switch access point. Facial switches are also valuable in maintaining muscle strength or developing good head alignment. **D**

Individuals who require substantial support and positioning, have minimal head control, or hook around their headrest may consider the Ultra used in conjunction with a low profile i2i and chin prompt. This system is a complete therapeutic tool offering posterior, lateral and anterior support. The chin prompt will be more beneficial than facial pads for individuals developing active head control because it is easily raised and lowered as needed throughout the day. **E**

The i2i Ultra can be further customized with swing-away facial pads and switches. Swing-Away Lateral Facial Pads can enhance alignment or provide additional support during fatigue. Also, facial switches are highly accessible and can be used therapeutically to encourage further development of active head movement.



Standard Specifications

Refer to Niño Section for Pediatric Sizes.

SU100 Shown

Includes:

Ultra Channel (SU950), Large Occipital pad (500), Medium Sub-Occipital pad (600), and Standard Ultra hardware



(Headpads mount to hardware with a 17mm Ball)

Occipital Pads

500



6" x 3.75"

510



4.5" x 2"

520



3" x 3"

530



3" x 2"

CPN350



with open cellfoam 6" x 3.75"

Cover/gel options: dartex, Reverse dartex, vinyl, neoprene, sheepskin, Action Gel.

Sub-Occipital Pads

610



6.375" x 2.25"

600



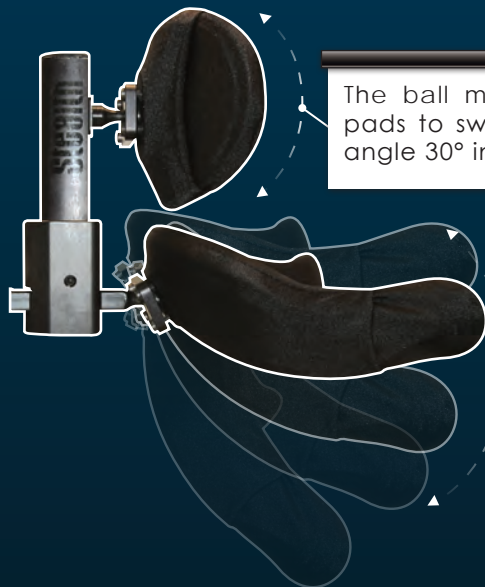
8.5" x 2.75"

620

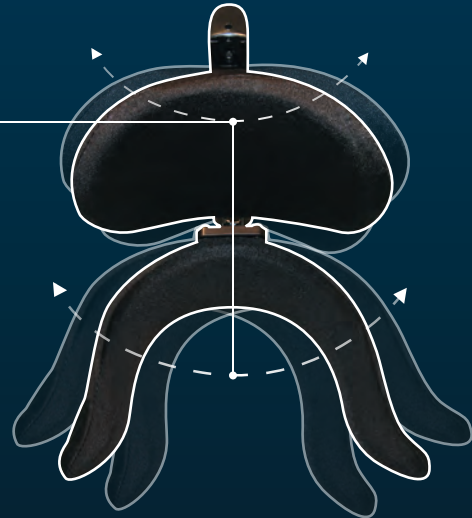


10.5" x 2.75"

Ultra Ready Low Profile i2i w/ChinPrompt
630-Small
634-Medium
637-Large



The ball mounts enable both pads to swivel a full 360° and angle 30° in any direction.



Sub-occipital pads are engineered with Memory Metal that contours to an individual's specific shape without losing strength.

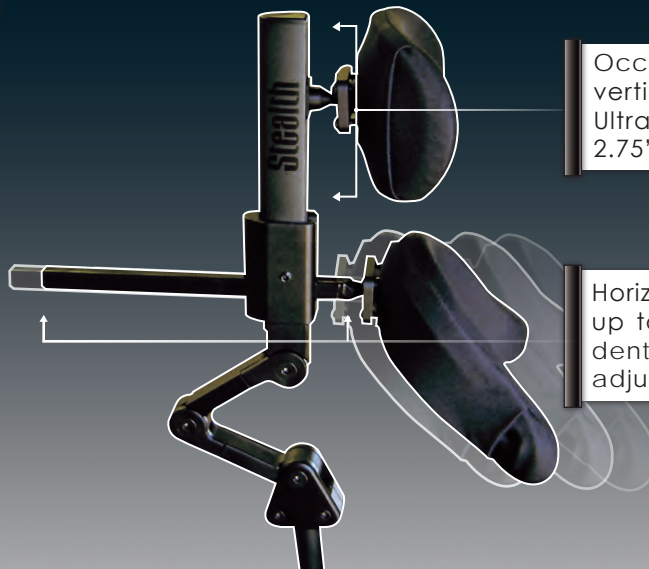
Sub-occipital pads should not touch the individual's mandible.

Occipital pad adjusts vertically, within the Ultra Channel, over a 2.75" range

Horizontal bar allows up to 5.5" of independent before and after adjustment.

SU108 Shown Includes:

- Stealth Channel (SU950)
- Occipital pad (500)
- Sub-Occipital Pad (600)
- and Link hardware (TWB480-QCR)



How To Build?

Refer to Niño Section for Pediatric Sizes.

What to consider when building an Ultra: Four Easy Steps!



SU105 Shown Includes:

Stealth Channel (SU950), Large Occipital Pad (500), and Medium Sub-Occipital Pad (600). (hardware not included)



Step 3

SUS9-B Both sides
SUS9-R Right side only
SUS9-L Left side only
 (See Swing-Away page for additional ideas)

Step 4

HMS450	HMO475	TWB480	TWB485
SU100	SU107	SU108	SU109
SU110	SU117	SU118	SU119

Level of Adjustment

Step 1- Occipital Pads

Occipital pads come in five sizes with a variety of foam and cover options. According to the individual's needs, determine the necessary pad size, whether foam or gel would be beneficial, and cover material.

Options Available:

PADS:

- 500
- 510
- 520
- 530
- CPN350

(Zippers available upon request)

FOAM/GEL:

- Open Cell Foam
- Closed Cell Foam
- Action Gel

COVERS:

- Dartex
- Reverse Dartex
- Vinyl
- Sheep Skin
- Neoprene

Step 2- Sub-Occipital Pads

Sub-Occipital pads come in six sizes, each uniquely designed for specific needs, with a variety of foam and cover options.

Options Available:

PADS:

- 600
- 610
- 620
- 490*
- 590*
- 690*

(Zippers available upon request) • *Low Profile i2i not standard Sub-Occipital Pads

FOAM/GEL:

- Open Cell Foam
- Closed Cell Foam
- Action Gel

COVERS:

- Dartex
- Reverse Dartex
- Vinyl
- Sheep Skin
- Neoprene

Step 3- Swing-Aways (SUS9 Series)

Facial Lateral Swing-Aways for pad, switch, speaker sites, and chin control devices can be added to both the occipital and sub-occipital pads.

Options Available:

PADS:

- 200
- 210
- 920
- 930

(Zippers available upon request)

FOAM/GEL:

- Open Cell Foam
- Closed Cell Foam
- Action Gel

COVERS:

- Dartex
- Reverse Dartex
- Vinyl
- Sheep Skin
- Neoprene

Step 4- Hardware

The final step is deciding what type of hardware to use for mounting the Ultra to your chair.

Options Available:

SU105 Includes:

- Ultra Channel (SU950)
- Occipital Pad (500)
- Sub-Occipital Pad (600)

SU115 Includes:

- Ultra Channel (SU950)
- Small Occipital Pad (510)
- Small Sub-Occipital Pad (610)

(For additional technical information see hardware section)

HMO-OB:

Horizontal Track Offset Bracket (Works with any hardware)

SUS9 Swing-Away

Refer to Niño Section for Pediatric Sizes.



As Shown:

Swing-Away ([SUS9-B] Right & Left) with a Long Lateral Pad (930) on the right and a Green Egg Switch (ESGRN) on the left.

Swing-Away arms offer a sleek, unobtrusive design while featuring an easy, one-hand release mechanism for swinging pads and switches back a full 100 degrees. This ensures convenience and is important for transfers, therapy and fatigue issues. Swing-Away pads or switches can be quickly and easily locked back into their original setting.

Facial Lateral Rod	
SU Rods	
SU260	Standard 9"
SU262	Short 6"
SU264	13"
SU265	18"

F8675
(Figure 8)



Includes a standard 9" rod and egg switch mount.

Figure 8 mounts are uniquely designed to provide 240 degree rotation capability for a second pad, switch or embedded speaker on a traditional Swing-Away.



SUS9-B

Includes Standard 9" rods and choice of pads or Egg Switch Mounts

To Order Call:
1-800-965-9229
and for more info log on to:
www.stealthproducts.com

Facial Lateral Options

910 Pad	900 Pad	920 Pad (Bendable)	930 Pad (Bendable)	ESM Egg Switch Mount
3" L x 2" H	4.5" L x 2" H	6.375" L x 2.25" H	6.375" L x 1.5" H	1.75" L x 1.25" H

Swing-Away Options

SM600 Mini proportional joystick mount	SM630 ASL MEC joystick mount	FO660 20" Flex fiber optic mount - Cable Included -	MC210 Tash min-cup switch	ML210 Micro Lite switch

FO650 Lateral rod fiber optic mount - Cable Included -	CN600 12" Flex micro-lite switch mount	SP625 Sip & Puff mount	EGG SWITCHES
	does not include ML210		Also available: ES-EXT (Egg switch extension cable)

Unique Configurations

Refer to Niño Section for Pediatric Sizes.

For pricing, refer to underlined reference numbers in the Ultra Section of the Pricelist.

Creative Configurations For Simple Solutions

The SU108 includes: Large Occipital Pad (500), Medium Sub-Occipital Pad (600), and Link Hardware (TWB480-QCR).

U01

Figure 8 Bracket



Includes: SU108, Swing-Away ([SUS9-L] Left) with a Figure 8 Bracket (F8675), a Standard Lateral Pad (900), and a Yellow Egg Switch (ESYEL).

U02

Fiber Optic Mount



Includes: SU108, Swing-Away ([SUS9-L] Left) with a Standard Facial Lateral Pad (900) and a Fiber Optic Mount (FO650).

(Fiber optic cable included, switch amplifier not included)

U03


Spiff & Puff Mount



Includes: SU108, Swing-Away ([SUS9-L] Left) and a Sip & Puff Mount (SP625).

U04

Mini Proportional Joystick Mount



Includes: SU108, Swing-Away ([SUS9-L] Left) with a Mini-Proportional Joystick Mount (SM600).

(Joystick not included)

U05

Flex Micro-Lite Mount



Includes: SU108, Swing-Away ([SUS9-L] Left) with a Flex Micro-Lite Mount (CN600) and a Micro-Lite Switch (ML210).

U06



Large Ultra-Ready i2i

Includes:

SU108 substitute a 6" Comfort Plus Niño Pad (CPN350) and a Large Ultra-ready i2i (637)

Swing-Away ([SUS9-L] Left) with a Figure 8 Bracket (F8675)

Standard Facial Lateral Pad (900)

Yellow Egg Switch (ESYEL).

Additional Ideas

Refer to Niño Section for Pediatric Sizes.

For pricing, refer to underlined reference numbers in the Ultra Section of the Pricelist.



SU108

U07

SU108 Includes:
 Large Occipital Pad (500),
 Medium Sub-Occipital Pad
 (600), and Link Hardware
 (TWB480-QCR).



U08

Includes:
SU108, Swing-Away ([SUS-
-B] Right & Left), Yellow Egg
 Switch (ESYEL), and a Long
 Facial Lateral Pad (920).

To order call 1.800.965.9229

For more information log on to www.StealthProducts.com



U09

Includes:
SU108, Upper Swing-Away (SUS9-B
 Right & Left) with a Long Facial Lateral
 Pad (920) on the right and a Spot
 Facial Lateral Pad (910) on the left, Lower
 Swing-Away ([SUS9-B] Right & Left) with
 a Blue Egg Switch (ESBLU) on the right
 and a Green Egg Switch (ESGRN) on
 the left.



U10

Includes:
SU108 substitute a Small Occipital Pad
 (510), Lower Swing-Away (SUS9-B Right
 & Left) with two Black Egg Switches
 (ESBLK).



U11

Includes:
SU108, Upper Swing-Away (SUS9-B
 Right & Left) with a Long Facial Lateral
 Pad (920) on the right and a Spot
 Facial Lateral Pad (900) on the left, Lower
 Swing-Away (SUS9-L Left) with a Figure
 8 Bracket (F8675), a Green Egg Switch
 (ESGRN) and a Mini-Proportional
 Joystick Mount (SM600).
 - Joystick not included -

CALL TODAY AND UPGRADE YOUR LEVEL OF COMFORT WITH US!

HEADREST AND HEAD POSITIONING