

Standard Specifications

Refer to Niño Section for Pediatric Sizes.

Comfort Plus describes this hand-crafted, plush head support.

Whether used as a standalone head support or as part of a larger system, the Comfort Plus provides multiple options for switch sites, lateral facial devices, attachment hardware, etc.

Luxurious comfort and a sleek design make the COMFORT PLUS a favorite.



Cover is removable and washable

All materials meet Cal.117 Flammability Standards

CP280
Comfort Plus 10" headrest with TWB480 hardware

Durable Pad constructed of layered foam on a coated metal shell and covered with a soft, durable stretch material.

QUICK REFERENCE

Combination part numbers for the Comfort with Hardware



	DIMENSIONS	PAD ONLY	HM0400	HM0475	TWB480	TWB485
Headrest	6" Long x 4.5" High	<u>CPN350</u>	<u>CPN300</u>	<u>CPN375</u>	<u>CPN380</u>	<u>CPN385</u>
	8" Long x 5.5" High	<u>CP450</u>	<u>CP400</u>	<u>CP475</u>	<u>CP480</u>	<u>CP485</u>
	10" Long x 6" High	<u>CP250</u>	<u>CP200</u>	<u>CP275</u>	<u>CP280</u>	<u>CP285</u>
	14" Long x 6" High	<u>CP150</u>	<u>CP100</u>	<u>CP175</u>	<u>CP180</u>	<u>CP185</u>
	19" Long x 6" High	<u>CP550</u>	<u>CP500</u>	<u>CP575</u>	<u>CP580</u>	<u>CP585</u>
	Custom -Specify dimensions/angles	<u>CP950</u>	<u>CP900</u>	<u>CP975</u>	<u>CP980</u>	<u>CP985</u>

How to Build?

Refer to Niño Section for Pediatric Sizes.

What to consider when building a COMFORT: Three Easy Steps!



Step 1

Step 1: Pad Size

The Comfort comes in five sizes with several types of foam and covers. According to the individual's needs, determine the necessary pad size, whether foam or gel would be beneficial, and cover material.

PAD SIZES:	TYPE OF FOAM/GEL:	TYPE OF COVERS:
<ul style="list-style-type: none"> • CP150 (14") • CP250 (10") • CP450 (8") • CP550 (19") • CPN350 (6") 	<ul style="list-style-type: none"> • Open Cell Foam • Closed Cell Foam • Action Gel 	<ul style="list-style-type: none"> • Dartex • Reverse Dartex • Vinyl • Sheep Skin • Neoprene

(Zippers available upon request)

Step 2



Step 2: Swing-Aways (CPS9 Series)

Facial lateral Swing-Aways for pads, switches, speaker sites and chin control devices can be added to your Comfort System.

PAD SIZES:	TYPE OF FOAM/GEL:	TYPE OF COVERS:
<ul style="list-style-type: none"> • 900 • 910 • 920 • 930 	<ul style="list-style-type: none"> • Open Cell Foam • Closed Cell Foam • Action Gel 	<ul style="list-style-type: none"> • Dartex • Reverse Dartex • Vinyl • Sheep Skin • Neoprene

(Zippers available upon request)

- CPS9-B** Both sides
 - CPS9-R** Right side only
 - CPS9-L** Left side only
- See Swing-Away page for additional ideas

Step 3: Hardware

The final step is deciding what type of hardware to use for mounting the Comfort to the chair. Comfort headrest with hardware part numbers can be located below.

(For additional technical information see hardware section)

HMO-OB: Horizontal Track Offset Bracket (Works with any hardware)

Step 3

STRAIGHT

- HMO400**
- 6" • CPN300
 - 8" • CP400
 - 10" • CP200
 - 14" • CP100
 - 19" • CP500


MULTI-AXIS

- HMO475**
- 6" • CPN375
 - 8" • CP475
 - 10" • CP275
 - 14" • CP175
 - 19" • CP575

TUB LINKS SERIES

- TWB480**
- 6" • CPN380
 - 8" • CP480
 - 10" • CP280
 - 14" • CP180
 - 19" • CP580

- TWB485**
- 6" • CPN385
 - 8" • CP485
 - 10" • CP285
 - 14" • CP185
 - 19" • CP585



Level of Adjustment

CPS9 Swing-Away

Refer to Niño Section for Pediatric Sizes.



As Shown:


Swing-Away (CPS9-B Right & Left) with a Long Lateral Pad (930) on the right and a Green Egg Switch (ESGRN) on the left.

Swing-Away arms offer a sleek, unobtrusive design while featuring an easy, one-hand release mechanism for swinging pads and switches back a full 100 degrees. This ensures convenience and is important for transfers, therapy and fatigue issues. Swing-Away pads or switches can be quickly and easily locked back into their original setting.

Facial Lateral Rod	
SU Rods	
Model	Size
SU260	Standard 9"
SU262	Short 6"
SU264	13"
SU265	18"

F8675

(Figure 8)



Includes a standard 9" rod and egg switch mount.

Figure 8 mounts are uniquely designed to provide 240 degree rotation capability for a second pad, switch or embedded speaker on a traditional Swing-Away.



CPS9-B

Includes Standard 9" rods and choice of pads or Egg Switch Mounts

To Order Call:
1-800-965-9229
and for more info log on to:
www.stealthproducts.com

Facial Lateral Options

910 Pad	900 Pad	920 Pad (Bendable)	930 Pad (Bendable)	ESM Egg Switch Mount
3" L x 2" H	4.5" L x 2" H	6.375" L x 2.25" H	6.375" L x 1.5" H	1.75" L x 1.25" H

Swing-Away Options

SM600 Mini proportional joystick mount	SM630 ASL MEC joystick mount	FO660 20" Flex fiber optic mount - Cable Included -	MC210 Tash min-cup switch	ML210 Micro Lite switch
FO650 Lateral rod fiber optic mount - Cable Included -	CN600 12" Flex micro-lite switch mount	SP625 Sip & Puff mount	EGG SWITCHES	
	does not include ML210		Also available: ES-EXTI (Egg switch extension cable)	

Unique Configurations

Refer to Niño Section for Pediatric Sizes.

For pricing, refer to underlined reference numbers in the COMFORT Section of the Pricelist.

Creative Configurations For Simple Solutions

CP280 Includes: 10" Comfort Plus headrest (CP250) and link hardware (TWB480-1")

CP01

Mini Proportional Joystic Mount



Includes: **CP280** with a Flip Down Mount (**FDM380**), Swing-Away (**[CPS9-L]** Left) and a Mini-Proportional Joystick Mount (**SM600**).

(Joystick not included)

CP02

Figure 8 Bracket



Includes: **CP280** with a Flip Down Mount (**FDM380**), Swing-Away (**[CPS9-L]** Left) with a Figure 8 Bracket (**F8675**), a Long Facial Lateral Pad (**920**) and a Yellow Egg Switch (**ESYEL**).

CP03

Fiber Optic Mount



Includes: **CP280** with a Flip Down Mount (**FDM380**), Swing-Away (**[CPS9-L]** Left), Standard Facial Lateral Pad (**900**) and a Fiber Optic Mount (**FO650**).

CP04

Sip & Puff Mount



Includes: **CP280** with a Swing-Away (**[CPS9-L]** Left) and a Sip & Puff Mount (**SP625**).

CP05

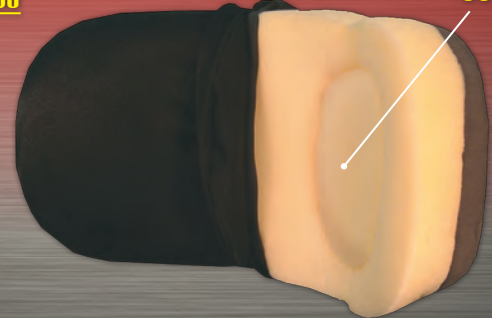
Micro-Life Switch and Mount with Flexible Tubing



Includes: **CP280** with a Flip Down Mount (**FDM380**), Swing-Away (**[CPS9-L]** Left), Micro-Life Switch Mount (**CN600**) and a Micro-Life Switch (**ML210**).

CP06

Embedded Egg Switch



Includes: 10" Comfort Plus Headrest (**CP250**) and an Embedded Egg Switch (**ESB**). **CPS250-ESB** for easy ordering