

Trays & Joysticks or Display Mounts



The Gatlin Series is a robust mid-line positioning system for trays, switches, driver inputs and displays. With multiple adjustment points and both horizontal and vertical mounts, the Gatlin can provide functional applications that offer extended, convenient use for any client's need.

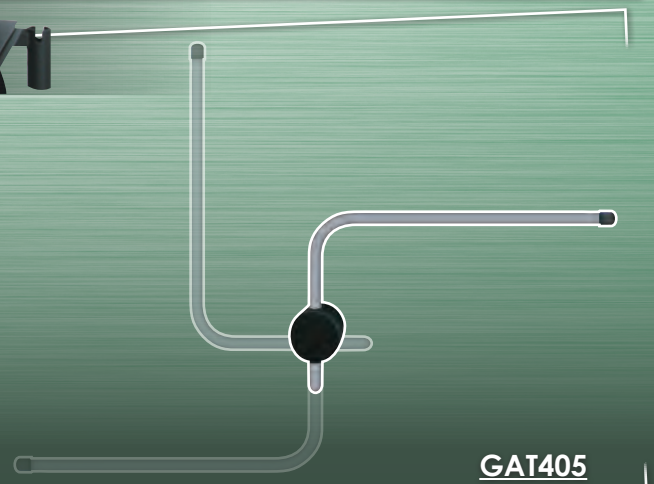
We offer three versions of the Gatlin System. The original Gatlin **GAT400** with its eight locking positions and the **GAT405** with its two optional positions in combinations of horizontal and 95 degrees or horizontal and 180 degrees. Also a vertical model (**GAT406**) for chin driving.



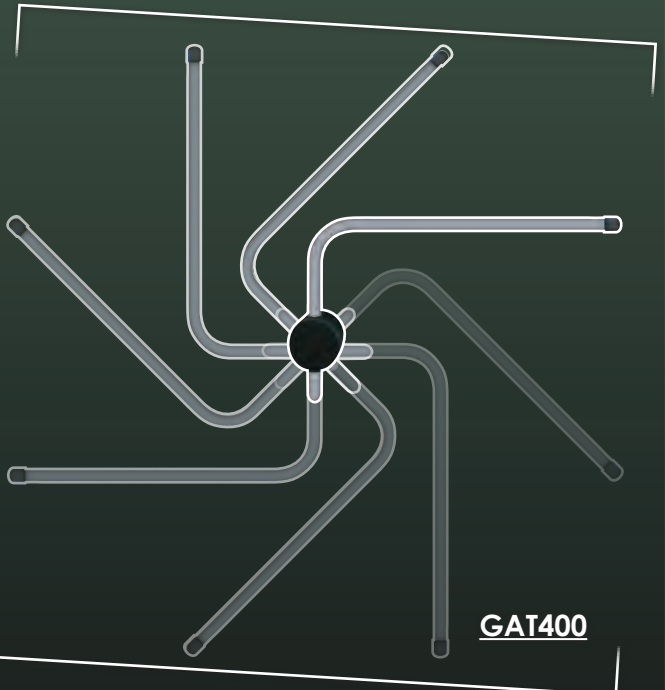
An assortment of mounts and interchangeable options allow for creating a custom system designed specifically for personal needs. Also, individual customizations can further enhance performance while providing optimal comfort.



GAT406



GAT405



GAT400

Trays & Joysticks or Display Mounts

Gatlin Tray & Mount part numbers do not include Gatling Swing-Away Hardware

Mini Trays




Mini Tray with Mini proportional joystick mount
GAT441M-Mini tray (4"x 6") (Joystick not included)



Mini Tray with ASL MEC joystick mount
GAT441AM-Mini tray (4"x 6") (Joystick not included)

Trays

GAT433-custom trays (specify padding, gel, hole placement, etc.)



Partial Eclipse Tray

GAT440
Hollow tray, ready to accept switches, 360° rotation

GAT440S
Solid tray, 360° rotation

GAT442 *New!*
18" Hollow tray, 360° rotation

GAT443 *New!*
20" Hollow tray, 360° rotation



Mini Tray (4"x6")

GAT441
Hollow tray, ready to accept switches, 360° rotation

GAT441S
Solid tray, 360° rotation

Invacare

Images depict Mount on Left and Mounted Electronics on Right (Electronics not included)



GAT480R 1812 Compact Joystick



GAT455-S MK V Joystick (DPJ, SPJ)



GAT426I MK V MPJ



GAT427I MK VI-MPJ







GAT496I MK VI-Display

MK IV (A & A+) joystick	GAT425i
MK IV (A) joystick with 360 degree rotation	GAT415
MK VI-MPJ with 360 degree rotation	GAT428i
MK IV & MK V Display	GAT495i


Trays & Joysticks or Display Mounts

Gatlin Tray & Mount part numbers do not include Gatling Swing-Away Hardware
 Images depict Mount on Left and Mounted Electronics on Right (Electronics not included)

(P&G) Quantum/Quickie (GAT400/405P)/Permobil(GAT400/405P)

				Standard Delphi Joystick GAT450D
GAT480S	GAT435Q	GAT470P	GAT495PG	Standard Delphi Joystick with 360° rotation (Upgrade) GAT451D
P&G Dynamic Compact Joystick	QTRONIX Joystick	Pilot Plus Joystick	P&G Display	Stand Alone Joystick with 360° rotation (Upgrade) GAT435Q
				Dynamic Joystick Invacare SPJ,DPJ, Mark IV-VI, Shark GAT455-S
				Standard Q Joystick GAT457Q
				Universal GAT430U




Quantum Rehab (GAT400/405Q)

		
GAT471MD	GAT495-OL	GAT452Q
Microdrive Joystick	Q-Logic Display	Stand Alone Joystick Stand Alone

Quickie Delphi (GAT400/405Q)

		
GAT450D	GAT495D	GAT452Q
Delphi Joystick	Delphi Display	Stand Alone Joystick

Mini Joystick Mounts

		
GAT483	GAT490	GAT445T
ASL MEC Joystick	Mini Proportional Joystick	Tash Joystick

Wheelchair Accessories

New!

Q-Logic Display Mount
ARM260-QL



The armrest mount Swing-Away is an extremely versatile joystick, display and switch positioning device designed to offer subtle, reliable convenience. The ARMS can be easily mounted to a seat back, the bottom of a seat pan or a cane to provide additional switch sites for the lower extremities.

New!




MK VI Display Mount
ARMS260-I

New!



Delphi Display Mount
ARMS260-DD

ARMS260-Q
(Flipped down)



The ARMS features multiple adjustment points and a locking Swing-Away system that can be swung out of the way when it is not in use, and quickly and easily locked back into its functional position when it is needed again.



ARM240
(Standard Armrest Mount on ARMS Series)

Height Adjustable Armrest Mount (ARM250)

Provides 2 1/2" of Vertical Adjustment



The ARM250 offers height adjustability for an individual's specific needs.



MK IV Display
ARMS260-I



P&G Display
ARMS260-Q

Additional Ideas

Height Adjustable Armrest Mount (ARM250) Attendant Control



- A. Quantum/Quickie Stand Alone Joystick (mount **TWB480-CJ**)
 - B. Delphi Joystick (mount **TWB480-DJ**)
 - C. MK VI MJP (mount **TWB480-MJP**)
- Arms and Joysticks sold separately*

CJM100


Compact joystick mounts are an ideal method of attaching a secondary joystick. The **CJM100** allows the joystick to be easily removed.



Dynamic	CJM100-S
Invacare	CJM100-R
P & G, Dynamic	CJM100-P

Universal Mount (ARMS260-UNI)

Add an ARMS260 for portable digital media and cellular devices.



Shown with the ARM250 Adjustable Height Clamp Upgrade

Armrest Joystick Mounts



Link Hardware
(TWB480) with MK VI
Joystick Mount
TWBM260-MPJ

Add an extra mode switch almost anywhere. Mount under the armrest, under the seat pan or on the seat back.



Swing-Away Armrest
Mount for the ASL MEC
TWBM260-MEC



Swing-Away Armrest Mount
with a Yellow Egg Switch
ARMS260/ESYEL

Bib Mounts



The Mini Proportional Joystick Bib Mount includes a vertical track for height adjustment and a swivel assembly with a horizontal bracket that allows for variable tilt angles and horizontal adjustments. (Joystick not included)

SBM775



SBM725

The Compact Joystick Bib Mount includes a vertical track for height adjustment and a swivel assembly with a horizontal bracket that allows for variable tilt angles and horizontal adjustments. (Joystick not included)

Swing-Away Elbow Stops

- Elbow pads tilt and rotate with a swing away feature.
 - Specify pad size, cover material, foam and gel.
 - Specify style and dimensions of track or tube size.
- Track or tube mounted elbow stops



Standard Specifications

Mode Switch Options

EGG SWITCHES




EGG SWITCHES

Actuates from anywhere on its surface

- Grunge resistant/easily cleaned
- Minimal actuation force required
- Provides both tactile and audio feedback
- Attaches almost anywhere
- Comes in a variety of attractive colors
- Economically priced

Black	<u>ESBLK</u>
Red	<u>ESRED</u>
Yellow	<u>ESYEL</u>
Green	<u>ESGRN</u>
Blue	<u>ESBLU</u>
Extension	<u>ES-EXT</u>



Egg Switch Ring Mount

Random Ideas

Create need specific devices to prolong daily usage. For pricing, refer to underlined reference numbers in ARMS section of pricelist.



New!

Proportional Mushroom Joystick with two Micro-Lite Switches mounted on flex tubing

Call Today For A Quote!



New!

Gatlin Mini-Tray with MEC mount and a Flex Fiber Optic Mount

Tash Switches



The Tash Mini-Cup's small size offers endless mounting options while the Tash Micro-Lite requires minimal actuation force.

Swing-Away Switches

Swing-away mode switch mounts can be precisely positioned for optimal use but then easily swung out of the way when not needed.



FO660

20" Flex Fiber Optic Mount
- Cable Included -

FO650

Lateral rod Fiber Optic Mount
- Cable Included -

CN600

12" Flex Micro-Lite Switch Mount (does not include ML210 switch)

Standard Specifications

MJM260



The Mushroom is a special need joystick that offers a unique mechanical and tactile configuration which amplifies minimal force and ROM to provide a valid option for those with poor hand control. The Mushroom Joystick was specifically designed to reduce exertion because the individual can position their hand on the ball and rest their wrist on the joystick platform.



Large Ball (2 3/8") [MJB275](#)
Small Ball (1 7/8") [MJB280](#)

Attachments are offered for new joysticks and displays from Invacare, Pride, Sunrise and Permobil.

MJM260:

Mushroom Joystick with Gatlin Midline Mount. When ordering, specify type of electronics.

Electronics	Part Number
Invacare	MJM260I
Permobil	MJM260P
Quickie/Quantum	MJM260Q



MJM250:

Mushroom Joystick with standard mounting hardware. When ordering, specify type of electronics.

Electronics	Part Number
Invacare	MJM250I
Permobil	MJM250P
Quickie/Quantum	MJM250Q



MJMS250:

Mushroom Joystick with Swing-Away Mounting Hardware. When ordering, specify type of electronics.

Electronics	Part Number
Invacare	MJMS250I
Permobil	MJMS250P
Quickie/Quantum	MJMS250Q



Standard Specifications

Power Tiger Tilt



PTT375

Add power tilts to a variety of manual or power chairs for independent repositioning. Clients can now have more control over pressure relief, postural changes, positioning, feeding, respiration, hygiene, pain management, tone management and a variety of other everyday occurrences.

Power tilts are available for both the **Power Tiger** and the **Z500**.



Powered tilt systems do not disturb or alter the general functioning of chairs, yet these systems offer a new kind of freedom and comfort in a manual chair.

Power tilts are available on Invacare's **Solara**, **Spree** and **Compass**.



Solara Tilt



IIS360

Standard Specifications


The Stealth Powered Iris Tilt



*New design
allows for over
40° of tilt.*

IRIS380

**Power Tilts
available on
Iris & TS chairs.**



Tilt Actuator and Battery Box


Historically, our industry equates Power Tilt with Power Chairs. The unfortunate consequence of this is that many clients who would benefit from having independent Tilt never have the opportunity and suffer the consequences.

Independent Tilt is appropriate in numerous situations due to the need for one or more of the following: pressure relief, postural changes, positioning, feeding, respiration, hygiene, pain management, tone management, etc. We have chosen a number of examples where power tilt on a manual base is indicated:

- When visual impairment precludes driving.
- When there are cognitive impairments covering a wide range of situations that include individuals who are impaired for driving, post stroke etc.
- Where low motivation or behavioral issues preclude driving.
- In facilities where power chair use is not allowed.
- When living circumstances do not provide for a caregiver on call or as needed.



Tilt Actuator



Battery Box

The Stealth Powered Tilt System generally does not disturb or alter the function of the chairs.

Replacement Parts
[IIS350-BC](#) 12 Volt Battery Charger
[IIS350-TRAY](#) Solara Battery Tray
[STL300-BB](#) Battery Box w/Terminals
[STL994-12](#) Tilt Interface Box
[STL994-24](#) Power Tilt Interface 24 Volts

Are you ready to upgrade your level of comfort? Why wait? Call Now at

1.800.965.9229

or for more information log on to www.stealthproducts.com

Stealth Products

Technical Specifications

Tilt Guidelines

1. There can be no attendant brake. Chairs must use individual wheel brakes.
2. There can be no vent tray. The location interferes with actuators and battery.
3. Chair **MUST** be drop shipped to Stealth for installation.
4. There can be no bilateral contracture footplates. The bracket interferes with the actuator mount.
5. If the chair has a manual reclining back it will need a mercury switch at an additional cost.
6. If an Iris has a drop seat, the drop seat plate will be removed.
7. For the Power Tiger - *specify electronics*.

Information Chart

SPECIFICATIONS:	SOLARA	COMPASS	SPREE	TS	IRIS	TIGER	Z500
PART NUMBERS	<u>IIS360</u>	<u>COM350</u>	<u>SPR360</u>	<u>QTS375</u>	<u>IRIS380</u>	<u>PIT375</u>	<u>OZ500</u>
Degree Capability	40	40	40	45	40	25	30
Added Weight	28lbs.	25lbs.	25lbs.	25lbs.	25lbs.	22lbs.	22lbs.
Battery Required	Included	Included	Included	Included	Included	U1	U1
Actuator Size	350mm	200mm	200mm	200mm	350mm	150mm	150mm
Mounting Brackets	Included	Included	Included	Included	Included	Included	Included
Battery Charger	Included	Included	Included	Included	Included	Not Included	Not Included
Tilt Interface	Included-12V	Included-12V	Included-12V	Included-12V	Included-12V	Included-24V	Included-24V
Tilt Switch	Included-ESBLK	Included-ESBLK	Included-ESBLK	Included-ESBLK	Included-ESBLK	Included-ESBLK	Included-ESBLK
Battery Box	Included	Included	Included	Included	Included	Not Included	Not Included

ACT NOW AND LET US UPGRADE YOUR COMFORT ZONE!