


Before



After



Low profile i2i 480 with Chin Prompt and the new flip down mount TWB480-FDM

## Head & Neck Positioning & Support System

### Why the i2i works?

The unique integrated form (shape) of the i2i connects the head and neck and forms a support similar to that of an exoskeleton.

Nor does it position low on the neck similar to many collar type devices which tend to leave the upper neck and head unsupported, they are free to exhibit the impact of weakness or tone.

The anterior arms act as an anchor for the Chin Prompt, provide an anterior thoracic boundary and a channel to direct extensor tone into a midline position.

The lateral component promotes midline head position and offers cervical support while maintaining range of motion. As a client begins to extend, their head is invited back into a more neutral position. A midline position discourages reflex postures and provides appropriate proprioceptive input. It has also been found to promote the development of controlled neck flexion and extension.



The i2i System was developed by Leslie Fitzsimmons PT, STP who after trying all available options decided that enough was enough and desinged the i2i System for the most challenging students at Lakeview School in New Jersey.

### New Features & Add-Ons

- Adjustable arms that allow unique positioning and flexion with a locking mechanism to keep them in place.
- Now available also for pediatric sizes.
- Specially design frame that allow to adjust and cutout the foam to fit the client's need.

### Advanced Flip Down Mount

The TWB480-FDM offers a sleek design, strong resistance and an easy flip down release button. Design originally for the European market, this design had been proved to be the best headrest mounting there is.

### The Tone Deflector (TD100)

Stealth TD-100, the tone deflector is a single padded headrest add on that deflect the pressure of a high tone away from the hardware. Letting your settings stand over the limits.





### A. Unique Shape

The unique, integrated shape of the i2i provides a maximal, proximal foundational connection between the head and neck. The sub-occipital and integrated low profile occipital components provide posterior support and set a limit to cervical extension while also offering a resting spot.

### B. Anterior Arms

Anterior arms act as an anchor for the chin prompt and provide an anterior thoracic boundary that channels movement into a midline position. With children, it is especially important the anterior arms don't obstruct shoulder movement.

### C. Lateral Components

The lateral component promotes midline head position and offers cervical support while maintaining range of motion (ROM). Individuals with excessive weakness and poor head control should choose a more intimate fit while individuals with more controlled movement may choose a looser fit.

### D. Chin Prompt

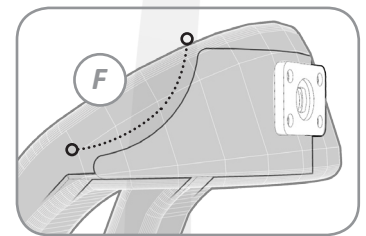
The chin prompt is a dynamic support that provides foundational anterior head positioning. When systematically raised and lowered, it is an excellent therapeutic tool that encourages neck muscle strengthening. The chin prompt was carefully crafted and engineered with a curved posterior that prevents airway obstruction and a width that prevents an individual's chin from rolling over the front. Additionally, the prompt is made with a closed cell foam that prevents sinking and the straps are designed to slide if too much pressure is exerted. A variation of the chin prompt is also offered that is specifically designed for traches. For safety, the chin prompt should only be used under a caregiver's supervision, and is **NOT** to be used during transportation.

### E. Ear Cutouts

Individuals with excessive lateral flexion should consider ear cutouts on the i2i. The cutouts are specifically designed to increase ROM while reducing excessive lateral flexion and rooting reflexes. Also, ear cutouts should lessen friction and pressure for those with severe lateral flexion thereby reducing irritation and deformity.

### F. Customizable Frame

With our new redesigned i2i Standard frame you will be able to adjust and cut the foam to fit your client's specifications even if no ear cutout were placed in the order in the first place.



### G. Adjustable Arms and Locking Mechanism

The i2i has been engineered to fit even more to any client's specific needs\*, now equipped with adjustable arms that allow unique positioning and flexion and a locking mechanism to keep your adjustments in place more efficiently.



### Swing-Away

Swing-Away facial lateral pads can be used as needed in conjunction with the i2i for added anterior or lateral support. Switches can either be used for easy access, or positioned to promote active head and neck control.

### Tone Deflector

Severe tone can put your hardware in the spot. With the TD100 you get a deflection from up to 10 degrees to any direction. This add-on is a breakthrough in design and has become an essential feature to be added with any single padded head positioning system request.



Part No.	Description	Arm Length	Max. Neck Circumference	Max. Neck Width	MSRP Price
i2i 280	Niño XSmall Standard	4.5"	7"	3"	\$699
i2i 380	Niño Small Standard	4.5"	9"	3.5"	\$699
i2i 480	Small Standard	6.5"	11"	4"	\$699
i2i 481	Small Short Arm	4.5"	11"	4"	\$699
i2i 580	Medium Standard	7.5"	14"	4.5"	\$699
i2i 581	Medium Short Arm	5.5"	14"	4.5"	\$699
i2i 680	Large Standard	8"	16"	5"	\$699
i2i 681	Large Short Arm	6"	16"	5"	\$699
i2i 780	Extra Large Standard	9"	18"	5.75"	\$699
i2i 781	Extra Large Short Arm	6.25"	18"	5.75"	\$699

Sizes in inches

Customer: \_\_\_\_\_

Contact: \_\_\_\_\_

PO Number: \_\_\_\_\_

Mark for: \_\_\_\_\_

Date: \_\_\_\_\_

Ship to: \_\_\_\_\_

Address: \_\_\_\_\_

City: \_\_\_\_\_ State: \_\_\_\_\_ Zip Code: \_\_\_\_\_

Phone: \_\_\_\_\_

Email: \_\_\_\_\_

### i2i Modifications

- Gel Insert • \$169
- Sheep Skin • \$100
- Reverse Dartex • \$0
- Low Profile • \$0
- Adjustable Arms • \$20
- Reinforced Steel • \$25
- Stabilizer Arm

### Ear Cutout

- Left  Right  Both

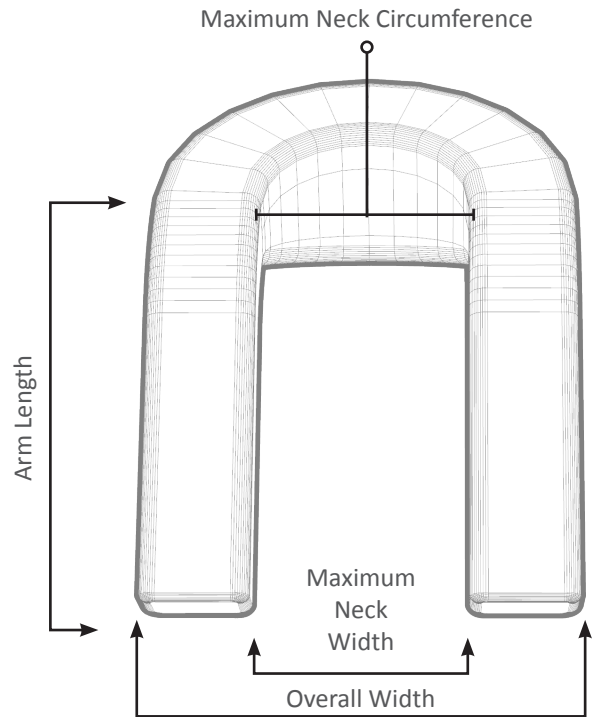
### i2i Add-Ons

- Tone Deflector • \$200

### Swing Away

- Left • \$325
- Right • \$325
- Both • \$410

Other Specify: \_\_\_\_\_



Notes:



Mail this order form to:  
**Stealth Products, Inc.**  
 P.O. Box 458  
 104 John Kelly Dr.  
 Burnet, TX 78611

Or Send it to:  
**Fax: 1.800.806.1225**  
**Email: info@stealthproducts.com**  
 If Online:  
**Submit this form**

For more information call:  
**Local: 512.715.9995**  
**Toll Free: 1800.965.9229**  
 or visit:  
**www.stealthproducts.com**



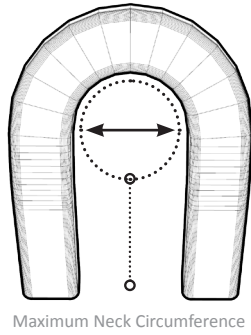
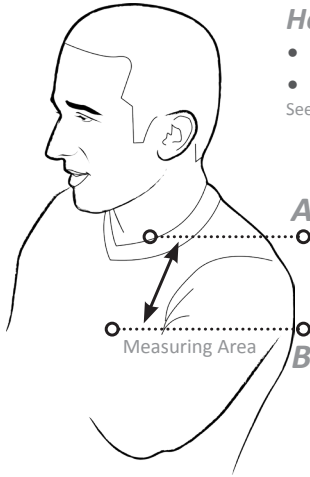
# Measuring Customization Information

*i2i drawing to be marked for Customization Needs.*

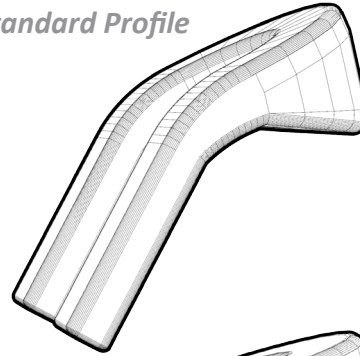
- For example:
- If you need foam build-up or removal
  - If you want get padding on selected areas (other than shown standard)
  - If you need custom arm length

### How to measure:

- Start at point A
  - Measure to point B
- See illustration in the left for reference.

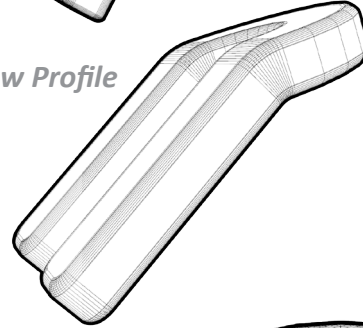


### Standard Profile

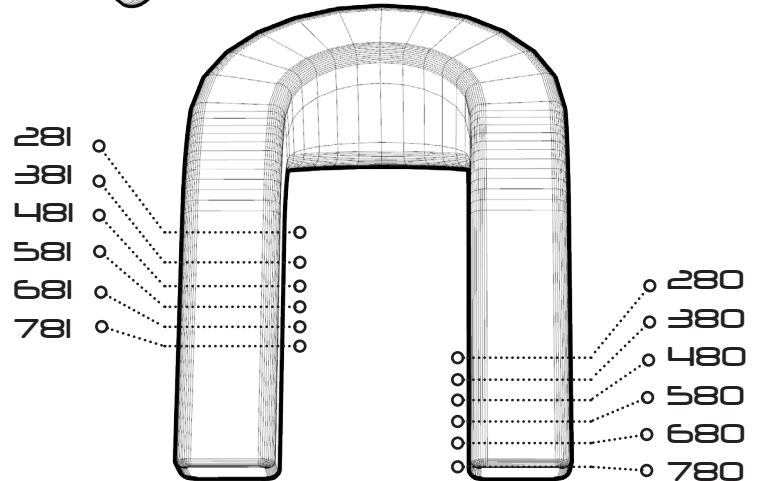


- 280 ▶ 2.25"
- 380 ▶ 2.25"
- 480 ▶ 4"
- 580 ▶ 4.75"
- 680 ▶ 5.25"
- 780 ▶ 6"

### Low Profile

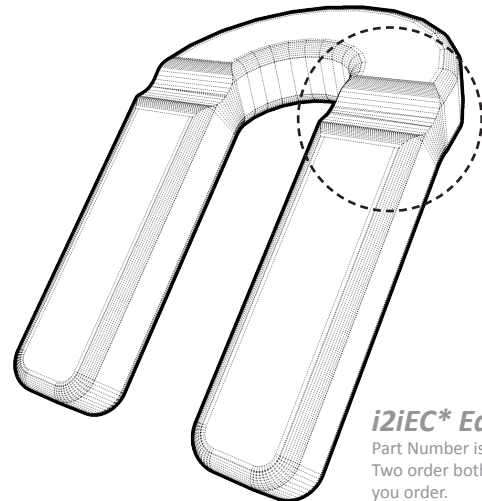
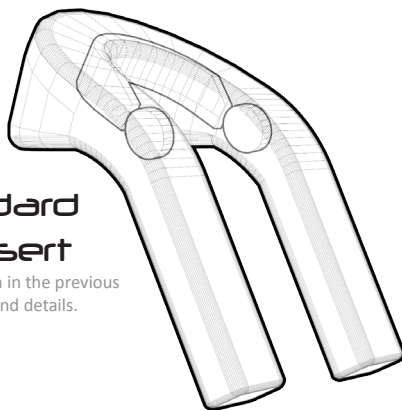


- 280 ▶ 2.25"
- 380 ▶ 2.25"
- 480 ▶ 2.25"
- 580 ▶ 2.25"
- 680 ▶ 2.25"
- 780 ▶ 2.25"



### Standard Gel Insert

See order form in the previous page for cost and details.



### i2iEC\* Ear Cutout

Part Number is for one side only. Two order both side specify 2 in you order.



Stealth Products, Inc.  
P.O. Box 458  
104 John Kelly Dr.  
Burnet, TX 78611

Contacts Online:  
[www.stealthproducts.com](http://www.stealthproducts.com)  
Email: [info@stealthproducts.com](mailto:info@stealthproducts.com)

For more information call:  
**Local: 512.715.9995**  
**Toll Free: 1800.965.9229**

